



Vector Borne Disease 2024 Surveillance Report

Summit County Public Health
Report #7

Report Weeks 15 and 16 (August 25 to September 7, 2024)
MMWR Weeks 35 and 36



Public Health
Prevent. Promote. Protect.

This report will be issued from June through October of each year (or later if West Nile Virus disease is still a concern). Surveillance will include human and veterinary cases and testing of mosquito pools in Summit County. It will also include updates from Ohio and around the nation. It will include vector-borne diseases besides West Nile Virus.

SUMMIT COUNTY SURVEILLANCE

Reported Vector-borne diseases in 2024 (Table 1): As of September 12, there were 118 reported cases of Lyme disease; 15 were confirmed and 100 were suspected status. There was also 1 confirmed and 1 suspected case of babesiosis, 2 confirmed cases of travel associated malaria, and 1 suspected case of anaplasmosis among Summit County residents.

Table 1: Vector-borne diseases reported in Summit County, 2024 cumulative totals				
	Confirmed	Probable	Suspected	Notes
Tick-borne diseases:				
Babesiosis	1	0	1	
Erhlichiosis / anaplasmosis	0	0	1	
Lyme disease	15	3	100	
Powassan virus disease	0	0	0	
Rocky Mountain spotted fever	0	0	0	
Mosquito-borne diseases:				
Chikungunya	0	0	0	
Dengue	0	0	0	
Eastern equine encephalitis	0	0	0	
LaCrosse virus disease	0	0	0	
Malaria	2*	0	0	*Travel Associated
St. Louis encephalitis virus disease	0	0	0	
Zika virus infection	0	0	0	
West Nile virus infection	0	0	1*	*Follow up testing indicated that this did not meet the case definition for WNV

Source: Ohio Disease Reporting System (ODRS); only confirmed, probable, and suspected cases are included.

**

Data in Table 2 and Table 3 are based on the laboratory information submitted by participating Summit County Hospital Laboratories. While a test associated with West Nile Virus (WNV) may be positive, it does not directly confirm an active human case. More information regarding laboratory testing for WNV can be found here:

<https://www.cdc.gov/west-nile-virus/hcp/diagnosis-testing/index.html#:~:text=Patients%20with%20suspected%20West%20Nile,public%20health%20laboratory%20or%20CDC.>

**

West Nile virus testing (Table 2): During surveillance period weeks 15 and 16, there were 8 tests for West Nile virus ordered by Summit County hospitals, all tests were negative. ****Some test information may be unaccounted for at this time, related data will be added to future reports once it is made available.**

Week(s)	# of WNV tests ordered this period	# of positive WNV tests this period	Cumulative # of tests ordered this season	Cumulative # of positive tests this season	Percentage of positive tests
Weeks 1 & 2: 5/19 to 6/1	5	0	5	0	0.0%
Weeks 3 & 4: 6/2 to 6/15	2	0	7	0	0.0%
Weeks 5 & 6: 6/16 to 6/29	1	0	8	0	0.0%
Weeks 7 & 8: 6/30 to 7/13	5	0	13	0	0.0%
Weeks 9 & 10: 7/14 to 7/27	7	0	20	0	0.0%
Weeks 11 & 12: 7/28 to 8/10	5	0	25	0	0.0%
Weeks 13 & 14: 8/11 to 8/24	3	0	28	0	0.0%
Weeks 15 & 16: 8/25 to 9/7	8	0	36	0	0.0%
Weeks 17 & 18: 9/8 to 9/21	-	-	-	-	-
Weeks 19 & 20: 9/22 to 10/5	-	-	-	-	-
Weeks 21 & 22: 10/6 to 10/19	-	-	-	-	-

Note: Reporting may not be completed each week. Numbers will be updated when reports are received

Lyme disease testing (Table 3): There were 81 diagnostic test series performed for Lyme disease during Weeks 15 and 16, 32 tests were positive and 0 were indeterminate. ****Some test information may be unaccounted for at this time, related data will be added to future reports once it is made available. For information about Diagnosis and Testing, visit this link:** <https://www.cdc.gov/lyme/hcp/diagnosis-testing/index.html#:~:text=Most%20Lyme%20disease%20tests%20are,be%20used%20to%20determine%20cure.>

Week(s)	# of Lyme tests ordered this period	# of positive Lyme tests this period	Cumulative # of tests ordered this season	Cumulative # of positive tests this season	Percentage of positive tests
Weeks 1 & 2: 5/19 to 6/1	61	26	61	26	42.6%
Weeks 3 & 4: 6/2 to 6/15	74	27	135	53	39.3%
Weeks 5 & 6: 6/16 to 6/29	129	58	264	111	42.1%
Weeks 7 & 8: 6/30 to 7/13	109	43	373	154	41.3%
Weeks 9 & 10: 7/14 to 7/27	109	34	482	188	39.0%
Weeks 11 & 12: 7/28 to 8/10	108	30	590	218	37.0%
Weeks 13 & 14: 8/11 to 8/24	48	5	638	223	35.0%
Weeks 15 & 16: 8/25 to 9/7	81	32	719	255	35.5%
Weeks 17 & 18: 9/8 to 9/21	-	-	-	-	-
Weeks 19 & 20: 9/22 to 10/5	-	-	-	-	-
Weeks 21 & 22: 10/6 to 10/19	-	-	-	-	-

Note: Reporting may not be completed each week. Numbers will be updated when reports are received

Species name	Diseases associated	Summit County	Ohio
Mosquito species			
<i>Aedes albopictus</i>	Chikungunya, dengue fever, yellow fever	41	7,258
<i>Aedes triseriatus</i>	La Crosse encephalitis	360	2,102
<i>Coquillettidia perturbans</i>	Eastern equine encephalitis, West Nile virus	840	2,006
Tick species			
<i>Amblyomma americanum</i>	Ehrlichiosis, tularemia, red meat allergy	Not Available	125
<i>Dermacentor variabilis</i>	Rocky Mountain spotted fever, tularemia	Not Available	1,017
<i>Ixodes scapularis</i>	Lyme disease, babesiosis, anaplasmosis	19	1,004

Source: Ohio Department of Health (Identification via mailed specimens, emailed photos and iNaturalist observations)
 **Tick species related data is limited and will be updated as new information becomes available.

Reporting Week(s)	Cases reported this period	Cumulative cases for the season
Aseptic meningitis cases reported prior to season (1/1 to 5/18/2024)	1	-
Weeks 1 & 2: 5/19 to 6/1	0	0
Weeks 3 & 4: 6/2 to 6/15	0	0
Weeks 5 & 6: 6/16 to 6/29	0	0
Weeks 7 & 8: 6/30 to 7/13	1	1
Weeks 9 & 10: 7/14 to 7/27	0	1
Weeks 11 & 12: 7/28 to 8/10	0	1
Weeks 13 & 14: 8/11 to 8/24	1	2
Weeks 15 & 16: 8/25 to 9/7	0	2
Weeks 17 & 18: 9/8 to 9/21	-	-
Weeks 19 & 20: 9/22 to 10/5	-	-
Weeks 21 & 22: 10/6 to 10/19	-	-

Source: Ohio Disease Reporting System (ODRS)

Reported aseptic/viral meningitis cases (Table 5): Prior to the reporting season, there was 1 reported case of aseptic meningitis, and 2 confirmed cases were reported up to week 16 of the surveillance season. Aseptic/viral meningitis is the most common type of meningitis and occurs predominately in the summer and fall. While most aseptic/viral meningitis cases are due to gastrointestinal or respiratory viruses, similar symptoms may be present with arthropod-borne diseases.

Mosquito testing by the Ohio Department of Health: Based on the ODH mosquito testing summary released on August 30, 2024, 54,171 mosquitoes were collected as 1,325 pooled samples throughout Summit County. 75 of the pooled samples are positive for West Nile Virus.

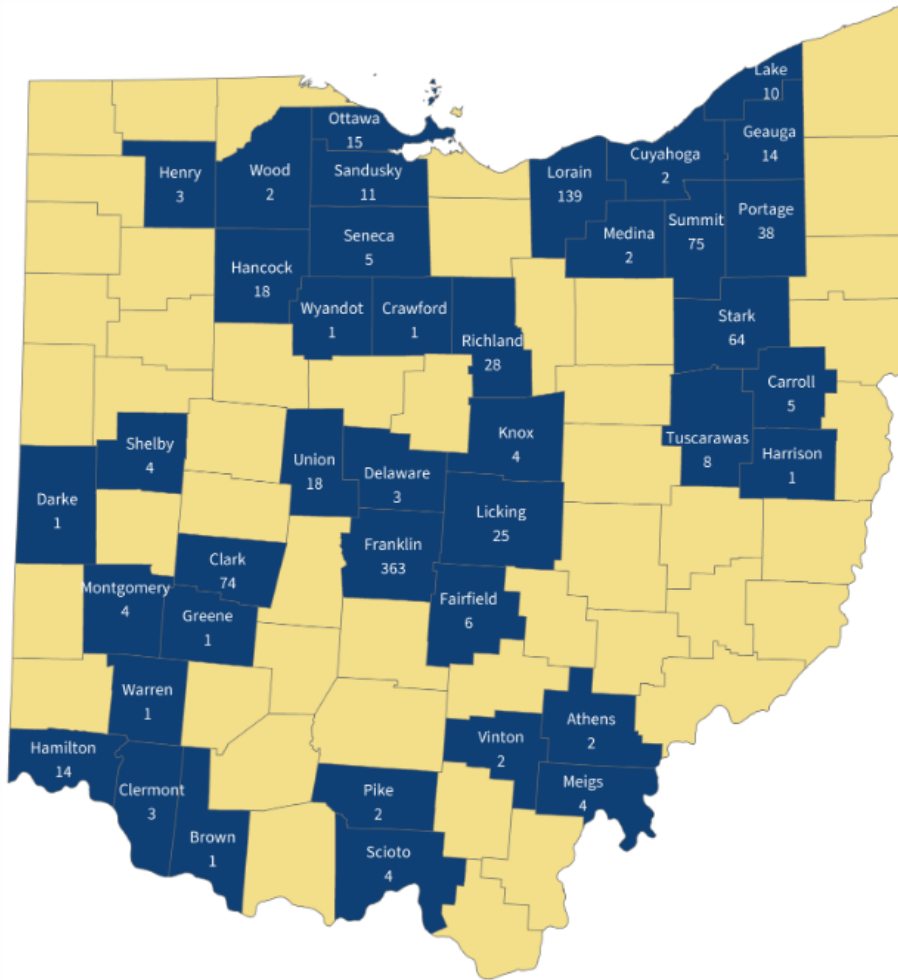
Mosquitoes identified	54,171
Pooled samples tested	1,325
Positive WNV pooled samples	75




Mosquitoes tested from 67 agencies in 55 counties, pooled into 11,925* samples.



West Nile virus positive mosquito pools from 40 counties:




Human surveillance:



West Nile virus human case.

Sexes:



Ages:



Human West Nile virus case is from Wyandot County

Veterinary surveillance:



West Nile virus avian case.



West Nile virus equine cases.

Athens (2), Brown (1), Carroll (5), Clark (74), Clermont (3), Crawford (1), Cuyahoga (2), Darke (1), Delaware (3), Fairfield (6), Franklin (363), Geauga (14), Greene (1), Hamilton (14), Hancock (18), Harrison (1), Henry (3), Knox (4), Lake (10), Licking (25), Lorain (139), Medina (2), Meigs (4), Montgomery (4), Ottawa (15), Pike (2), Portage (38), Richland (28), Sandusky (11), Scioto (4), Seneca (5), Shelby (4), Stark (64), Summit (75), Tuscarawas (8), Union (18), Vinton (2), Warren (1), Wood (2), Wyandot (1), unknown county (6).



Blacklegged ticks identified.

Human cases of Associated Blacklegged Tick-borne Diseases:

- 518 Human Cases of Lyme: Ashland (2), Athens (5), Auglaize (1), Belmont (17), Brown (1), Butler (3), Carroll (4), Champaign (1), Clark (3), Clermont (7), Columbiana (33), Coshocton (18), Crawford (2), Cuyahoga (13), Darke (1), Delaware (5), Erie (2), Fairfield (8), Franklin (19), Gallia (2), Geauga (1), Greene (1), Guernsey (14), Hamilton (15), Harrison (9), Hocking (14), Holmes (12), Huron (1), Jackson (14), Jefferson (37), Knox (26), Lake (2), Lawrence (2), Licking (40), Lorain (4), Lucas (4), Madison (1), Mahoning (7), Medina (13), Meigs (3), Monroe (1), Montgomery (2), Morgan (6), Morrow (2), Muskingum (15), Noble (7), Perry (5), Pike (1), Portage (4), Richland (4), Scioto (1), Stark (28), Summit (17), Trumbull (10), Tuscarawas (21), Vinton (2), Washington (13), Wayne (10), Wood (1), Wyandot (1).
- 2 Babesiosis – Medina (1), Summit (1).
- 9 Anaplasmosis - Adams (1), Carroll (1), Coshocton (1), Cuyahoga (2), Franklin (1), Hamilton (1), Harrison (2), Knox (1), Portage (1).



American dog ticks identified.

Human cases of Associated American Dog Tick-borne Diseases:

- 11 Rocky Mountain spotted fever (RMSF) - Athens (1), Gallia (2), Hamilton (1), Jackson (5), Monroe (1), Pike (1)..



Lone Star ticks identified.

Human cases of Associated Lone Star Tick-borne Diseases:

- 13 Ehrlichiosis - Adams (1), Cuyahoga (1), Erie (1), Gallia (1), Hancock (1), Harrison (1), Jackson (3), Jefferson (1), Medina (1), Meigs (1), Scioto (1), Tuscarawas (1), Union (1), Warren (1).

Source: <https://odh.ohio.gov/know-our-programs/zoonotic-disease-program/news/vectorborne-disease-update>

Special note for travelers:

Ohioans traveling to areas where local transmission is occurring should be aware of the ongoing situation and make every effort to avoid mosquito bites. Additional information can be found from the [Centers for Disease Control and Prevention \(CDC\)'s Travelers' Health](#) and [Pan-American Health Organization](#) websites.

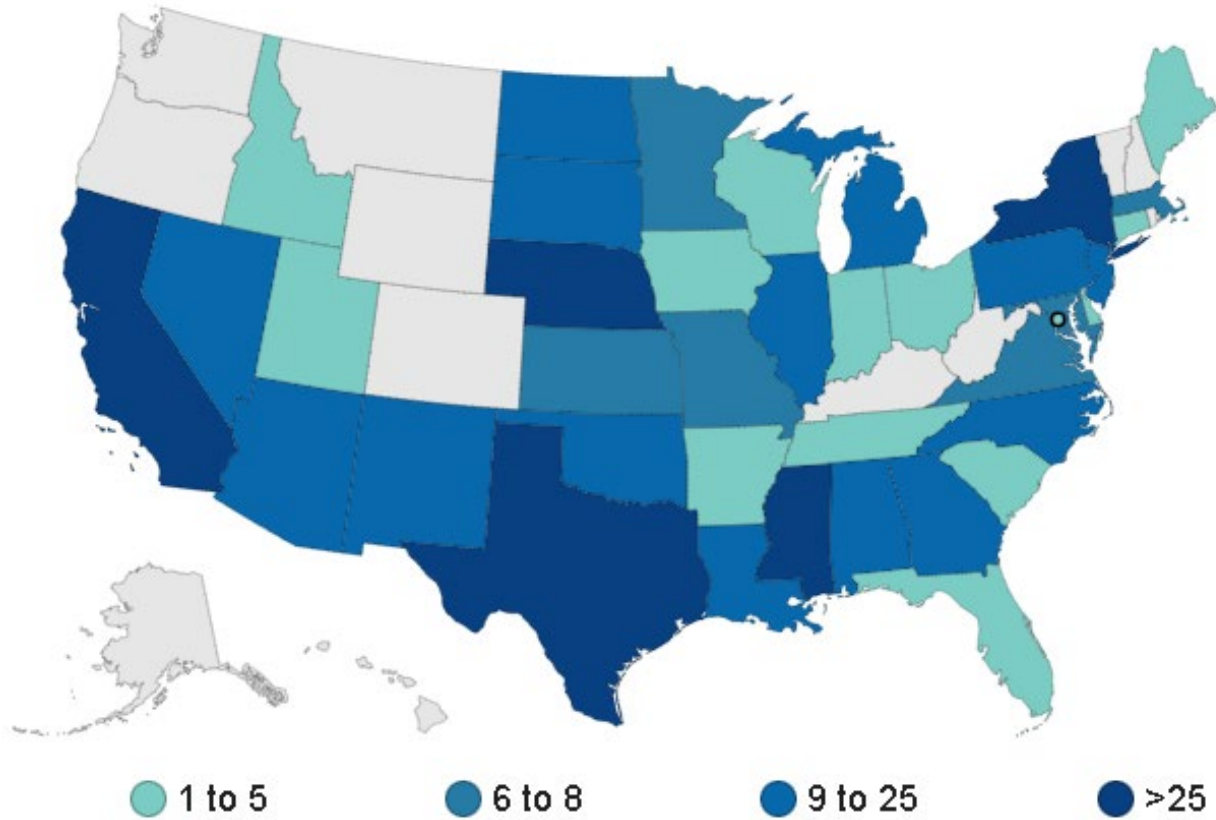
UNITED STATES SURVEILLANCE

Table 7. Reported Vector Borne disease in the United States, 2024

Disease	Weeks 13 and 14 (8/25 to 9/7)	2024 (as of 9/7) Cumulative
Babesiosis	41	1,881
Chikungunya	0	86
Dengue (includes dengue-like illness)	6	1,602
Eastern equine encephalitis	0	8
Ehrlichiosis / anaplasmosis	Not reported weekly by CDC	
Jamestown Canyon virus disease	0	9
LaCrosse virus disease	0	18
Lyme Disease	Not reported weekly by CDC	
Malaria	9	1,220
Powassan virus disease	0	38
Spotted fever rickettsiosis	Not reported weekly by CDC	
St. Louis encephalitis virus disease	0	1
West Nile virus infection	18	459
Zika virus infection, non-congenital	0	9
Note: Data is provisional and subject to change		

Source: https://wonder.cdc.gov/nndss/nndss_weekly_tables_menu.asp

Figure 1. West Nile virus activity by state – United States, 2024 (as of September 10, 2024)



Source: <https://www.cdc.gov/west-nile-virus/data-maps/current-year-data.html>

TRENDS IN VECTOR BORNE DISEASE IN SUMMIT COUNTY, 2013 - 2023

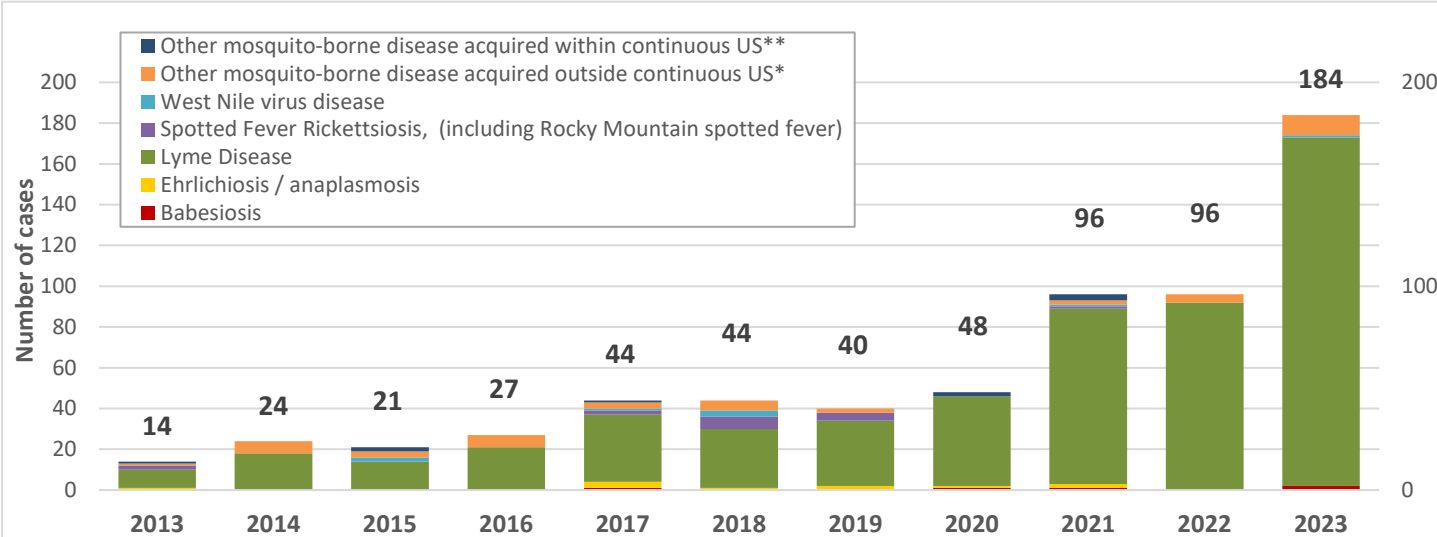
Table 8 provides data on the vector borne disease that were reported in Summit County from 2013 to 2023 . The vector for Lyme disease, the blacklegged tick (*Ixodes scapularis*), was first identified in Ohio in 1989, but populations did not begin to increase dramatically until 2009. The blacklegged tick is now established throughout eastern and southern Ohio, and has been collected in all of Ohio’s 88 counties.

Other notable events in vector borne disease surveillance were the increase in Chikungunya cases in 2014 (reported as other arthropod-borne diseases) and the Zika virus disease epidemic of 2016. Increases in Ehrlichiosis and spotted fever rickettsiosis were observed from 2017 to 2019. The incidence of other vector-borne diseases, including West Nile virus disease and other tick-borne illness have remained consistently low.

Table 8. Reported vector-borne disease cases in Summit County, 1/1/2013 - 12/31/2023

	2013	2014	2015	2016	2017	2018	2019	2020	2021	2022	2023
Babesiosis	0	0	0	0	1	0	0	1	1	0	2
Ehrlichiosis / anaplasmosis	1	0	0	0	3	1	2	1	2	0	0
Lyme Disease	9	18	14	21	33	29	32	44	86	92	171
Spotted Fever Rickettsiosis, (including Rocky Mountain spotted fever)	2	0	0	0	2	6	4	0	1	0	0
West Nile virus disease	0	0	2	0	1	3	0	0	1	0	1
Other mosquito-borne disease acquired outside continuous US*	1	6	3	6	3	5	2	0	2	4	10
Other mosquito-borne disease acquired within continuous US**	1	0	2	0	1	0	0	2	3	0	0
Total	14	24	21	27	44	44	40	48	96	96	184

Figure 2. Reported vector-borne disease cases in Summit County, 2013 – 2023



Notes: * Includes imported cases of malaria, chikungunya, dengue, and Zika virus infection
 ** Includes LaCrosse virus disease and St. Louis encephalitis virus disease

Data Source: Ohio Disease Reporting System

About this report: Reporting agencies include Summit County hospital laboratories and the Ohio Department of Health. Vector-borne disease case data for Summit County are obtained from the Ohio Disease Reporting System.

Many thanks to all agencies who report vector-borne disease data weekly.

Reporting from participants may not be complete each week. Numbers may change as updated reports are received. For questions, please contact Julie Zidones (JZidones@schd.org) or the Summit County Public Health Communicable Disease Unit (330-375-2662). This report was issued on **August 30, 2024.**