



Summit County COVID-19 Weekly Report

MMWR Week 9 (2/27 – 3/5/2022); CDC Community Level (3/3 – 3/9/2022)



Public Health
Prevent. Promote. Protect.

CDC Community Level Indicators (see pages 4 and 5 for explanation of indicators)		2/24 to 3/2/2022	3/3 to 3/9/2022	Current status or data trend
Total new cases in past 7 days (per 100,000 residents)	No data	34.2	22.2	Decreasing ↓
COVID Hospital Admissions per 100k (7-day total)	No data	4.6	2.8	Decreasing ↓
COVID Inpatient Bed Utilization (7-day average)	No data	4.0%	2.9%	Decreasing ↓
CDC COVID-19 Community Level	No data	LOW	LOW	LOW
Summit County Vaccination Rates		As of 2/21/2022	As of 2/28/2022	As of 3/10/2022
Fully vaccinated rate, total population	62.5%	62.6%	62.8%	
% of fully vaccinated who received booster	52.7%	52.9%	53.2%	
Fully vaccinated rate, 5 years old and older			66.5%	
Fully vaccinated rate, 12 years old and older	69.7%	69.8%	70.0%	
Fully vaccinated rate, 18 years old and older	71.1%	71.3%	71.4%	
Fully vaccinated rate, 65 years old and older	88.4%	88.4%	88.5%	

COVID-19 indicators	2/6 to 2/19/2022	2/13 to 2/26/2022	2/20 to 3/5/2022	Current Status
14 day new case rate, by date reported (per 100,000 residents)	154.0	91.9	68.0	Decreasing ↓
14 day new case rate, by onset or testing date (per 100,000)	121.3	78.9	58.0	Decreasing ↓
	2/13 to 2/19/2022	2/20 to 2/26/2022	2/27 to 3/5/2022	Current Status
School-associated (including sports) COVID-19 cases	23	15	14	Decreasing ↓
Pediatric case rate (per 100,000 residents aged 17 and under)	46.9	25.6	17.7	Decreasing ↓
MIS-C associated with COVID-19 (Summit Co. cases reported)	0	1	1	28 cases total

Sources: CDC COVID-19 Data Tracker and Ohio Disease Reporting System (ODRS)

Summit County COVID-19 Case Data by Age, 3/11/20 to 3/5/22			
	Cases	Hospitalizations	Deaths
Count	112,113	8,325	1,916
Range	< 1 year to 106 years	< 1 year to 103 years	< 1 year to 103 years
Average	40.6	61.8	76.3

Source: Ohio Disease Reporting System (ODRS)

Full report (including Summit County COVID-19 indicator data and definitions) can be obtained here:

<https://www.scph.org/covid/maps-data>

Data is provisional and subject to change

Date prepared: March 11, 2022

Prepared by: Summit County Public Health Communicable Disease Unit (communicabledisease@scph.org)

This page was intentionally left blank



Summit County Public Health
COVID-19 Community Surveillance Report
Report #78
Centers for Disease Control and Prevention
MMWR Week 9: February 27 to March 5, 2022



Public Health
 Prevent. Promote. Protect.

COVID-19 Case Data: Public health data can be presented in different ways. For COVID-19 case reporting, **Summit County Public Health (SCPH)** reports case count data by the date each case is reported. This provides SCPH and community partners a real-time picture of case reporting and public health response, such as case interviews, contact tracing, outbreak investigations and mitigation efforts. Summit County reports confirmed and probable cases that are active cases at time of reporting, and does not include cases reported due to positive antibody test results.

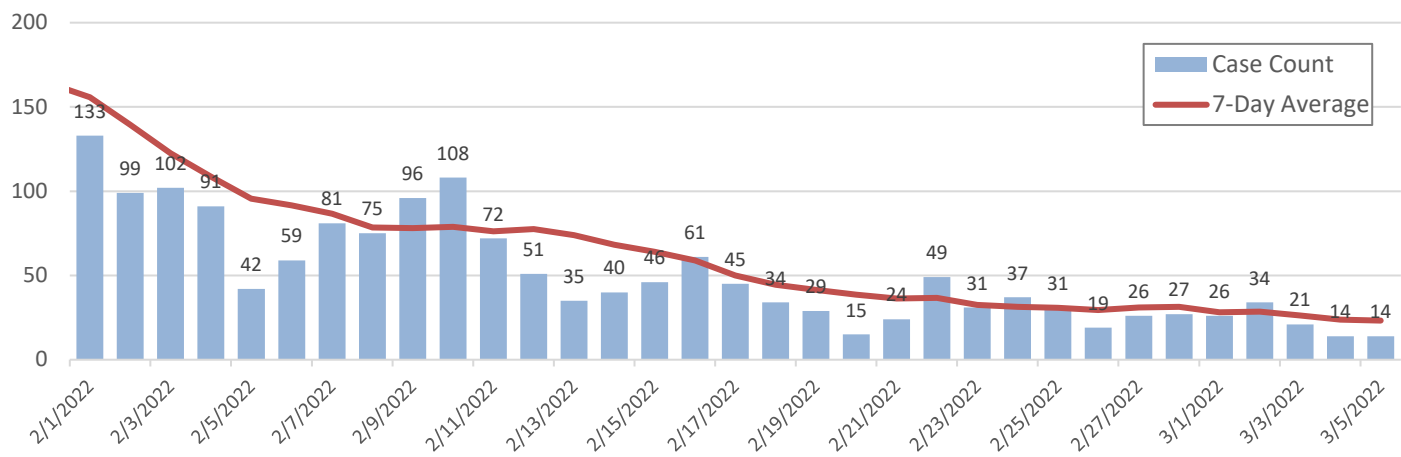
The **Ohio Department of Health (ODH)** reports data the date that symptoms were first experienced (onset date) for all confirmed and probable cases. The case graph by onset date (also known as an epidemiological curve) provides valuable information on the dynamics of disease transmission and outbreaks. However, the data in the most recent two weeks of the onset date curve will be incomplete, as many of the cases first experiencing symptoms on those dates have not yet been diagnosed and/or reported to the health department.

In this report, graphs for case counts, hospitalizations and deaths include data for the past five weeks. Graphs with data for the entire pandemic are included at the end of the report. In the graphs with daily data, 7 day averages are calculated to correct for data variability

Summit County Surveillance Data:

COVID-19 Case Data: Data based on the reporting date (Figure 1) indicates that the 7-day average daily count reached a maximum of 1,231 cases per day on January 3, then decreased to 23 cases per day by March 5.

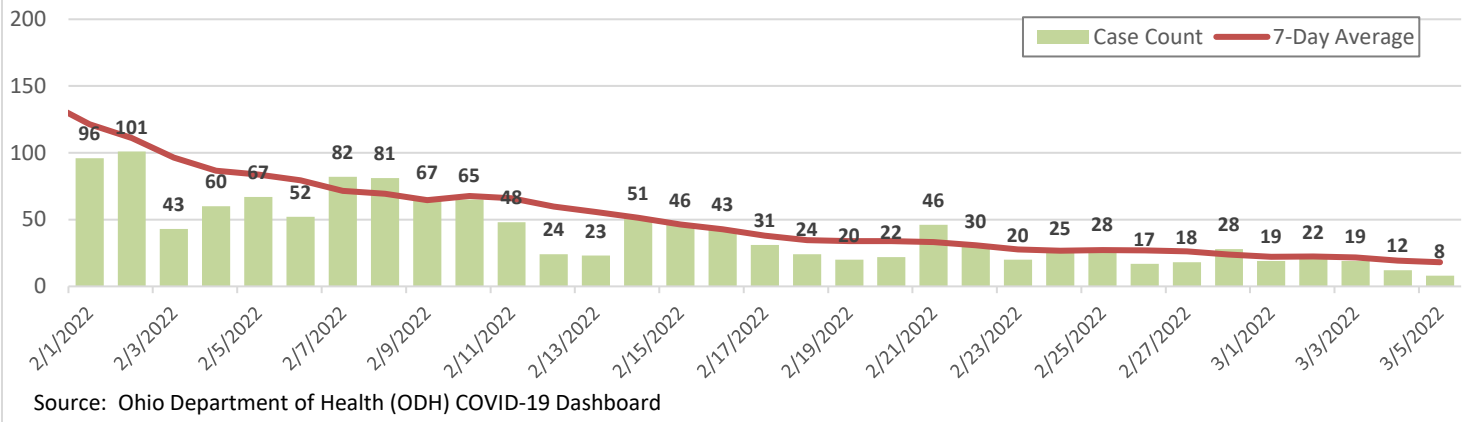
Figure 1. COVID-19 cases reported in Summit County based on date reported, 2/1 to 3/5/2022



Source: Ohio Disease Reporting System (ODRS)

Based on symptom onset date (Figure 2), the 7 day average daily count reached a maximum of 1,293 cases per day on January 1. Since then, the 7-day average decreased to 18 cases per day on March 5. Although data with a case onset after February 19 are considered to be incomplete, COVID-19 activity has been consistently decreasing.

Figure 2. COVID-19 cases reported in Summit County, based on symptom onset date, 2/1 - 3/5/2022



Weekly cases by age distribution: Figure 3 and 4 display the weekly age distribution of new cases reported since October 3, 2021, based on date reported. Since March 2020, children below the age of 18 accounted for 14.0% of cases, young adults aged 18 to 24 accounted for 12.0% of cases, and older adults aged 65 years or older accounted for 14.2% of cases. **During Week 9 (2/27 – 3/2/2022), children accounted for 12.3% of the cases reported and young adults accounted for 10.4% of cases.**

Figure 3. Age distribution of COVID-19 cases and weekly totals in Summit County, by MMWR week

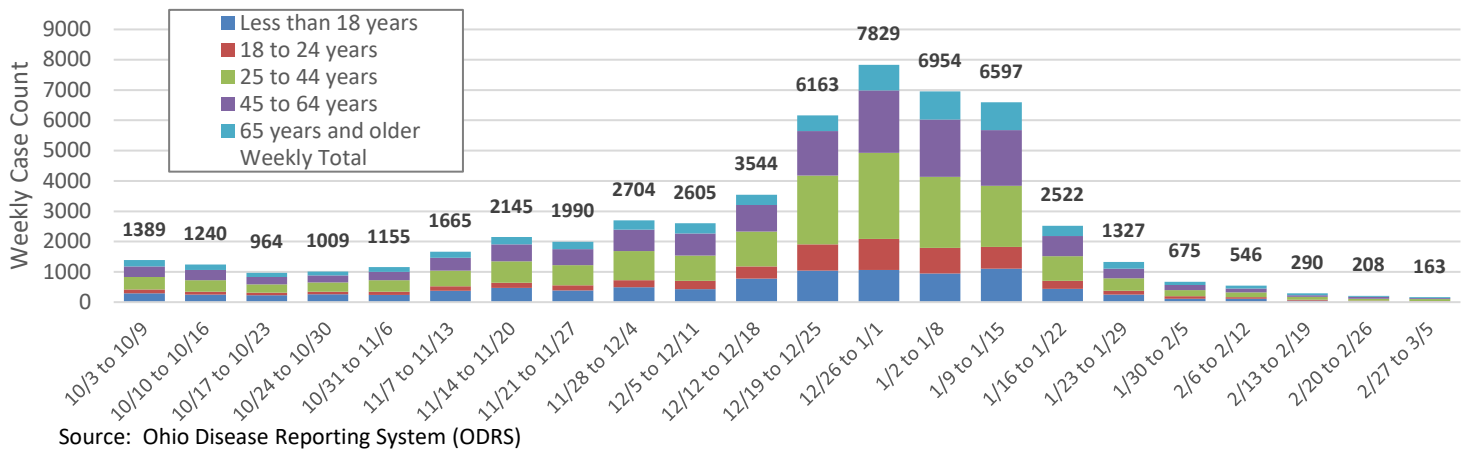
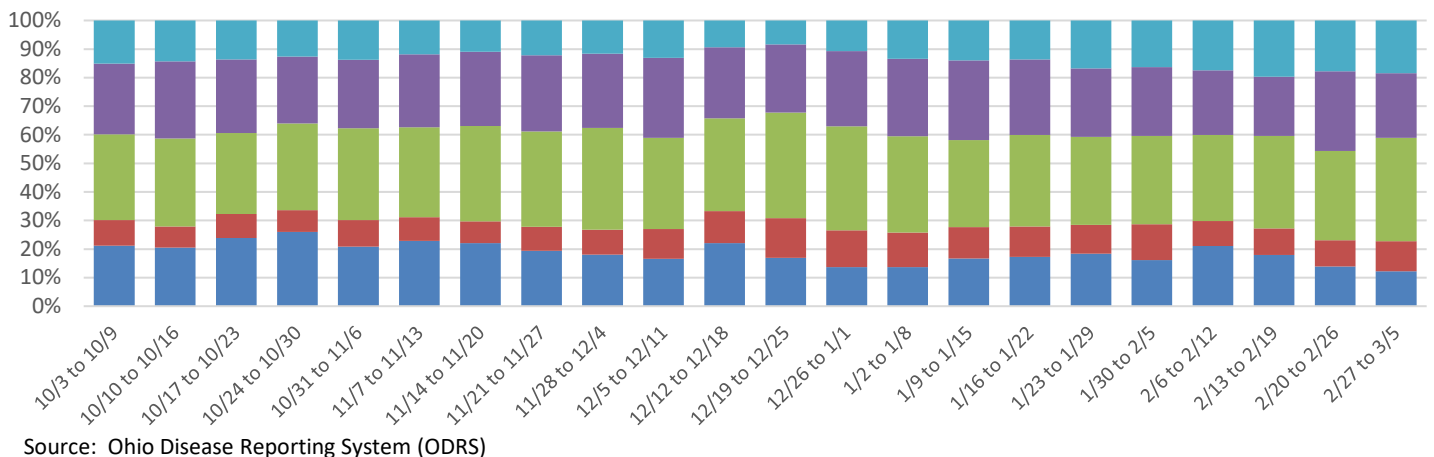


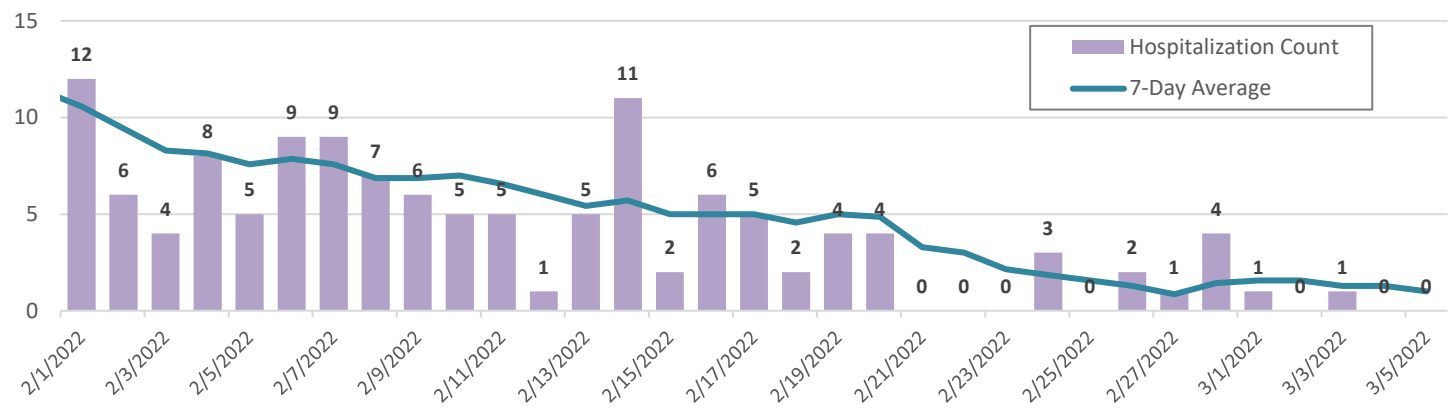
Figure 4. Age distribution of COVID-19 cases by percent in Summit County, by MMWR week



Summit County Hospitalization and Death data:

Due to the progression of the COVID-19 illness and reporting delays, *hospitalization data in the previous two to four weeks may be incomplete*. On January 1, 2022, the 7 day average for hospitalizations was 39.4 admissions per day, increased to 44.1 admissions per day by January 5, then decreased to 1.0 admissions per day by March 5, 2022.

Figure 5. COVID-19 hospitalizations reported in Summit County, based on admission date, 2/1 to 3/5/2022



Source: Ohio Disease Reporting System (ODRS)

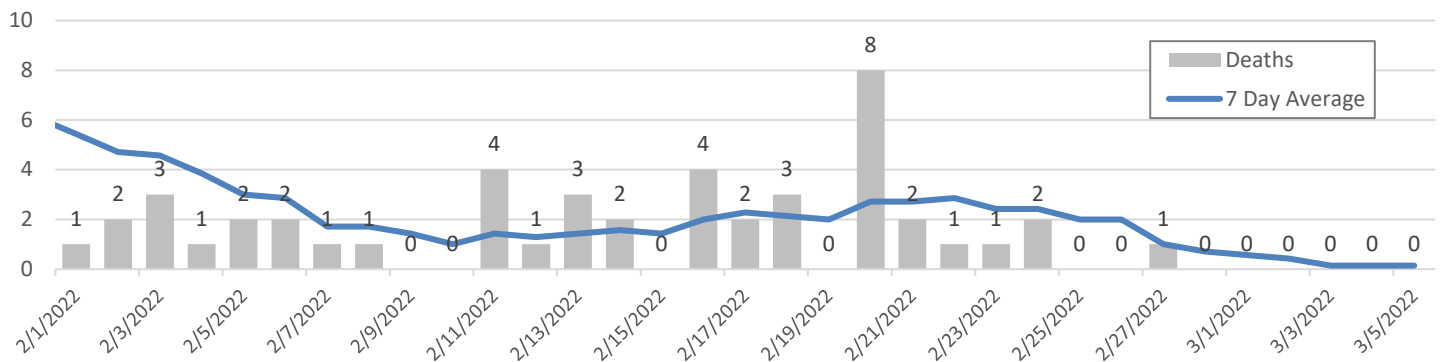
Although the Ohio Department Health changed its COVID-19 death reporting to include confirmed cases only, Summit County Public Health will continue to include probable cases in its death statistics. Case counts and hospitalization counts also include confirmed and probable cases. Table 1 lists the number of COVID-19 deaths by month since the beginning of the pandemic. The highest number of COVID-19 deaths occurred in December, 2020 with 315 deaths reported due to COVID-19, followed by 188 deaths in January, 2021. Through 2021, COVID-19 deaths per month decreased steadily to low of 11 deaths in July. **The surge in cases from the delta and omicron variants also led to an increase in COVID-19 related deaths, with 196 deaths in December, 216 deaths in January, and 40 deaths were reported in February.** No deaths were reported from March 1 to March 5. COVID-19 deaths can occur up to several weeks or months following the initial diagnosis and test result.

Table 1. Summit County COVID-19 deaths by month

	2020	2021	2022
January		188	216
February		90	47
March	10	51	0
April	87	45	
May	90	49	
June	21	18	
July	11	11	
August	24	22	
September	17	63	
October	31	74	
November	145	94	
December	315	196	
TOTAL	751	901	263

Source: Ohio Disease Reporting System (ODRS)

Figure 6. COVID-19 deaths reported in Summit County, based on date of death, 2/1 to 3/5/2022



Source: Ohio Disease Reporting System (ODRS)

MIS-C Cases in Summit County

According to the CDC, **Multisystem inflammatory syndrome in children (MIS-C)** is a condition where different body parts can become inflamed, including the heart, lungs, kidneys, brain, skin, eyes, or gastrointestinal organs. Children with MIS-C may have a fever and various symptoms, including abdominal (gut) pain, vomiting, diarrhea, neck pain, rash, bloodshot eyes, or fatigue. Although we cannot yet definitively say what causes MIS-C, many children with MIS-C tested positive for the SARS-CoV-2 virus, had COVID-19 symptoms, and/or had been around someone with COVID-19.

Summit County: As of March 5, 2022, 28 cases of MIS-C have been reported in Summit County (24 confirmed and 4 suspected status). The age range of these cases is 2 to 18 years old, with an average age of 8.7 years. All of these cases were hospitalized, with an average stay of 5.4 days. The length of hospitalization ranged from 3 to 13 days.

For more information about MIS-C, refer to: <https://www.cdc.gov/mis-c/index.html>

New cases per capita (past 14 days)

The 14-day population case rates based on symptom onset decreased to 58.0 cases per 100,000 during the latest reporting period of February 20 to March 5, 2022. The two previous reporting period rates were 121.3 and 78.9 cases per 100,000.

	Table 2. Population Case Rate (previous 14 days)		
	2/6 to 2/19/2022	2/13 to 2/26/2022	2/20 to 3/5/2022
Number of cases based on date reported:	833	497	368
14-day population case rate	154.0	91.9	68.0
Number of cases based on symptom onset:	656	427	314
14-day population case rate	121.3	78.9	58.0

Source: Ohio Disease Reporting System (ODRS) and Ohio Public Health Alert System (OPHAS)

CDC COVID-19 Community Level Indicators

CDC currently updates the community level on a weekly basis, and this weekly report will report the most recent community level and the relevant indicators.

Total new cases in past 7 days, per 100,000 residents

Presenting the 7 day new case total as a rate allows for counties with different population sizes to be appropriately compared.

During the latest reporting period (3/3 to 3/9/2022), the 7-day new case rate in Summit County decreased to 22.2 cases per 100,000 residents.

New COVID-19 admissions per 100,000 population (7-day total)

The new COVID-19 hospital admissions rate during the latest reporting period (3/2 to 3/8/2022) decreased to 2.8 admissions per 100,000 residents.

Percent of inpatient beds occupied by COVID-19 patients (7-day average)

The percent of inpatient beds occupied by COVID-19 patients during the latest reporting period (3/2 to 3/8/2022) decreased to 2.9%

COVID-19 Community Level

The COVID-19 community level is determined by the higher of the new admissions and inpatient beds metrics, based on the current level of new cases per 100,000 population in the past 7 days

During the latest reporting period (3/3 to 3/9/2022), the COVID-19 community level is: **Low / Green**

Summit County vaccination rates

CDC vaccination data represents all vaccine partners including jurisdictional partner clinics, retail pharmacies, long-term care facilities, dialysis centers, Federal Emergency Management Agency and Health Resources and Services Administration partner sites, and federal entity facilities.

As of March 10, 2022, the fully vaccinated rates in Summit County were:

Total population: 62.8%, percent of fully vaccinated residents who received the booster dose: 53.2%

Ages 5 and over: 66.5%, Ages 12 and over: 70.0%, Ages 18 and over: 71.4%, Ages 65 and over: 88.5%.

Table 3. CDC Data Tracker indicator categories:

New Cases (per 100,000 population in the last 7 days)	Indicators	Low	Medium	High
Fewer than 200	New COVID-19 admissions per 100,000 population (7-day total)	<10.0	10.0-19.9	≥20.0
	Percent of staffed inpatient beds occupied by COVID-19 patients (7-day average)	<10.0%	10.0-14.9%	≥15.0%
200 or more	New COVID-19 admissions per 100,000 population (7-day total)	NA	<10.0	≥10.0
	Percent of staffed inpatient beds occupied by COVID-19 patients (7-day average)	NA	<10.0%	≥10.0%

The COVID-19 community level is determined by the higher of the inpatient beds and new admissions indicators, based on the current level of new cases per 100,000 population in the past 7 days

LOW COVID-19 COMMUNITY LEVEL

You should:

- Stay up to date with COVID-19 vaccines
- Get tested if you have symptoms



 cdc.gov/coronavirus

MEDIUM COVID-19 COMMUNITY LEVEL

You should:

- Talk to your healthcare provider about whether you need to wear a mask and take other precautions if you're at **high risk for severe illness**
- Stay up to date with COVID-19 vaccines
- Get tested if you have symptoms



 cdc.gov/coronavirus

HIGH COVID-19 COMMUNITY LEVEL

You should:

- Wear a mask indoors in public
- Stay up to date with COVID-19 vaccines
- Get tested if you have symptoms
- Take additional precautions as needed, if you're at **high risk for severe illness**



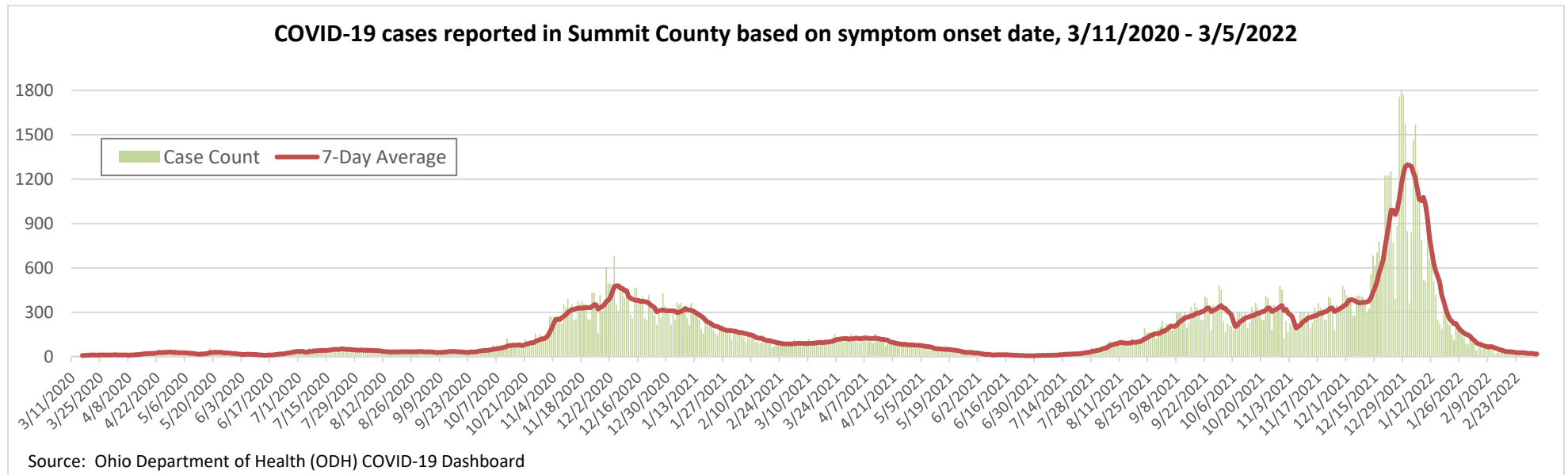
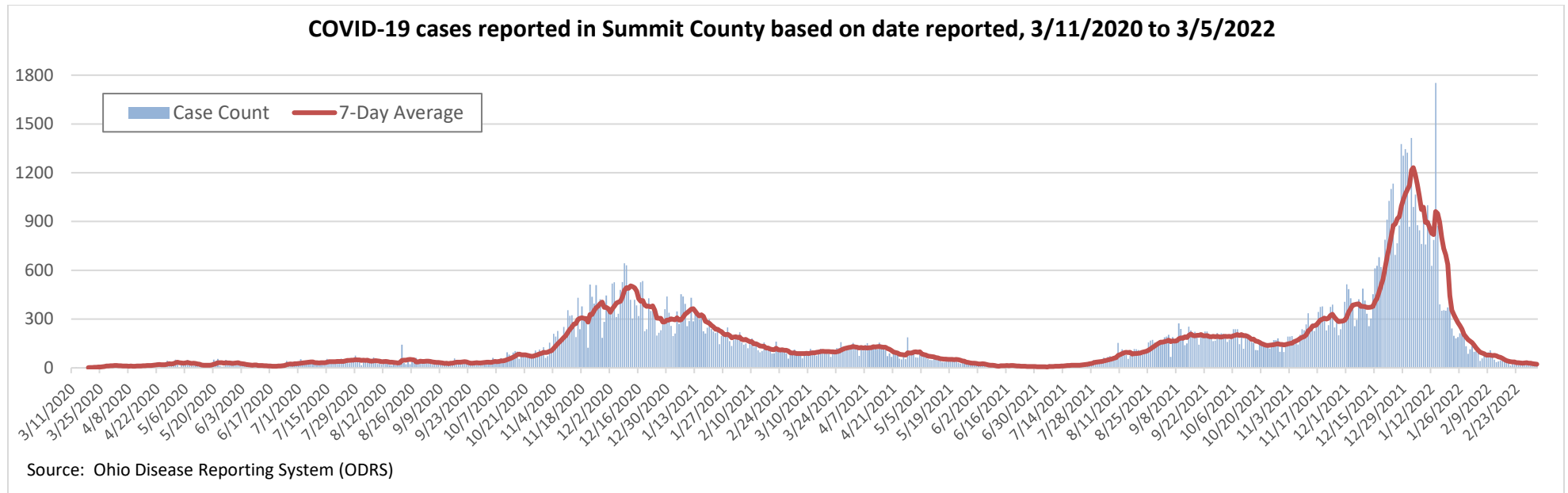
 cdc.gov/coronavirus

About this report: Data used in the report was obtained from three sources:

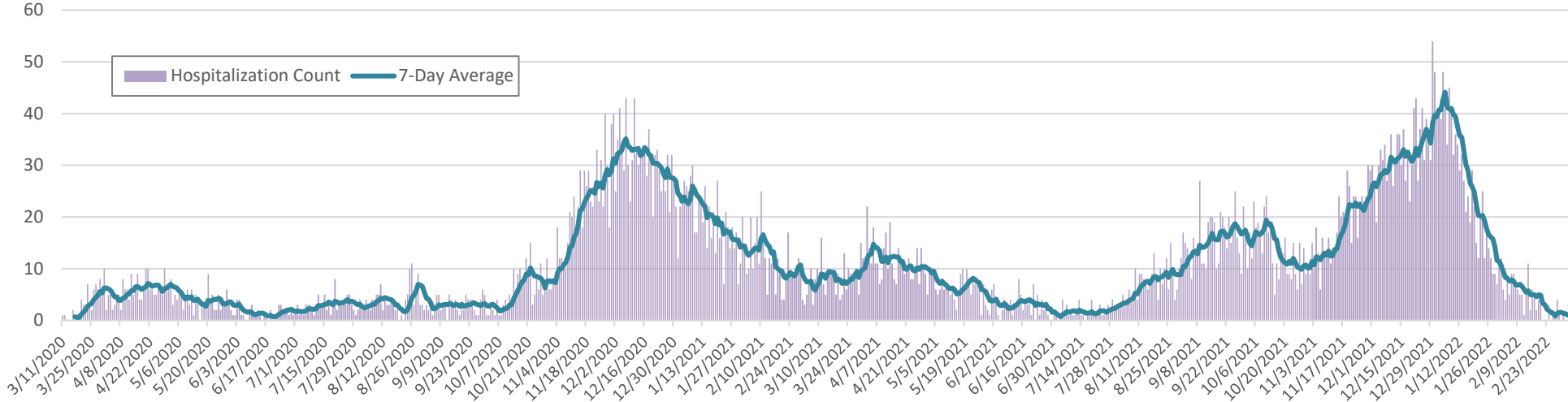
- 1) **ODH COVID-19 Data Dashboard:** The State of Ohio COVID-19 Dashboard displays the most recent preliminary data reported to the Ohio Department of Health (ODH) about cases, hospitalizations and deaths in Ohio by selected demographics and county of residence. Data is reported to ODH via the [Ohio Disease Reporting System \(ODRS\)](#): The ODH data dashboard may be accessed here: <https://coronavirus.ohio.gov/wps/portal/gov/covid-19/dashboards/overview>
- 2) **CDC Data Tracker, Variant Proportions and Community Level Reports:** Using aggregated data from state and local health departments and healthcare facilities, the Centers for Disease Control and Prevention provides national, state and county level data on their Data Tracker website, and also releases Community Level reports on a weekly basis. The CDC data tracker can be accessed here: <https://covid.cdc.gov/covid-data-tracker/#datatracker-home> , and the CDC COVID-19 County Community Level Reports can be accessed from this website: <https://www.cdc.gov/coronavirus/2019-ncov/science/community-levels.html> Information about COVID-19 variants may be accessed here: <https://covid.cdc.gov/covid-data-tracker/#variant-proportions>
- 3) **Summit County Public Health:** Data reported by Summit County Public Health is acquired from the Ohio Disease Reporting System (ODRS). In addition to this report, a COVID-19 data dashboard is available at: <https://www.scph.org/covid/maps-data> This dashboard is updated daily (Monday-Friday by 4:00 pm).

Numbers may change as updated reports are received. For questions, please contact Joan Hall at the Summit County Public Health Communicable Disease Unit (communicabledisease@schd.org). Report was issued on March 4, 2022.

APPENDIX. Daily COVID-19 case counts (by report date and symptom onset date), hospitalizations and deaths since the start of the pandemic

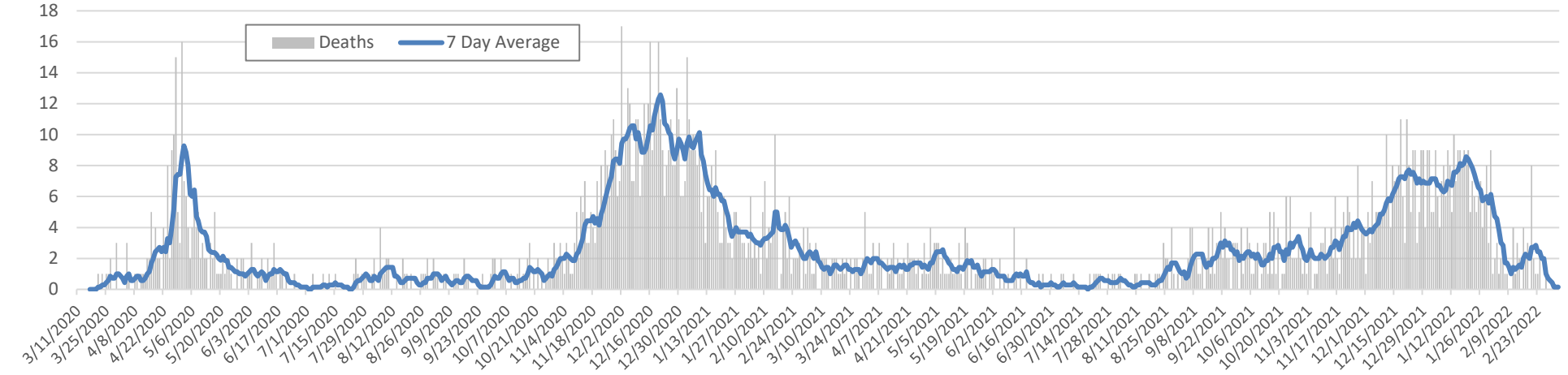


COVID-19 hospitalizations reported in Summit County, based on admission date, 3/11/2020 to 3/5/2022



Source: Ohio Disease Reporting System (ODRS)

COVID-19 deaths reported in Summit County, based on date of death, 3/11/2020 to 3/5/2022



Source: Ohio Disease Reporting System (ODRS)